

Spectra RGB

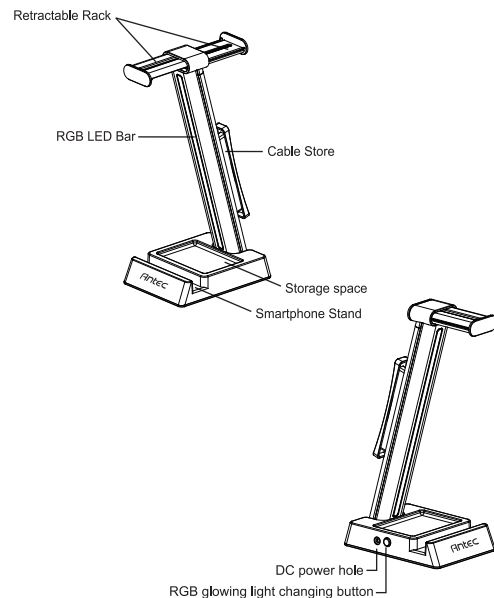
MANUAL

Headset Stand

1 CONTENTS

Spectra RGB Headset Stand	1PCS
Power Cable	1PCS
Manual	1PCS

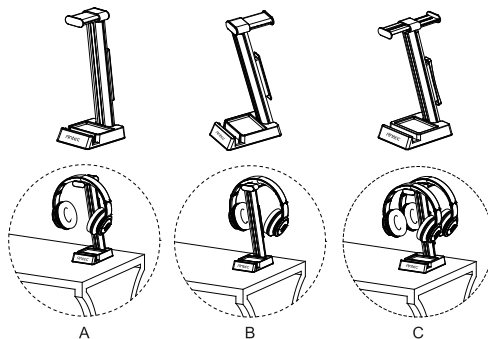
2 PRODUCT DETAIL



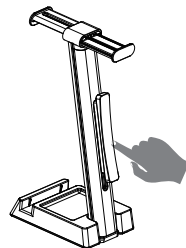
1

3 INSTALLATION

1. Adjust the retractable top rack as needed, then place the headphone(s) on the rack (photos A–C).



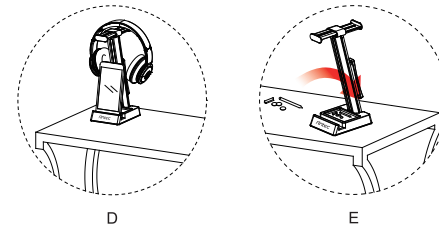
2. Store the headphone cables roundly on the back side self;



2

3. Put smart phone or tablet into the built-in phone stand, you can also watch phone screen simultaneously (photo D)

4. On the base with the storage space for coins and small gadgets (photo E)



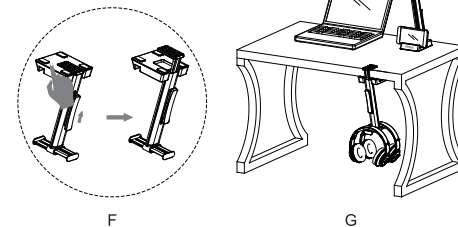
D

E

5. You can clip holder to hide your headphone under desk to utilize the space on the desk

5.1 Photo F, pull down the cable store shelf so the stand base and stand sustain will have space which function as clip holder can fix the stand and the desk

5.2 Photo G, fix the clip holder on the edge of desk (on or under the desk), then store the headphone cables roundly on the back side shelf



F

G

3

Antec®

BELIEVE IT

www.Antec.com

All rights reserved. Specifications are subject to change without prior notice. Actual products and accessories may differ from illustrations. Omissions and printing errors excepted. Content of delivery might differ in different countries or areas. Some trademarks may be claimed as the property of others.

V1.0

© 1986 - 2026 Antec Inc. All rights reserved.